

ENVIRONMENTAL INVESTMENT FUND OF THE GALAPAGOS MARINE RESERVE FIARMG

GALAPAGOS NATIONAL PARK
DIRECTORATE

MINISTERIO DEL **AMBIENTE**



Parque Nacional
GALÁPAGOS
Ecuador

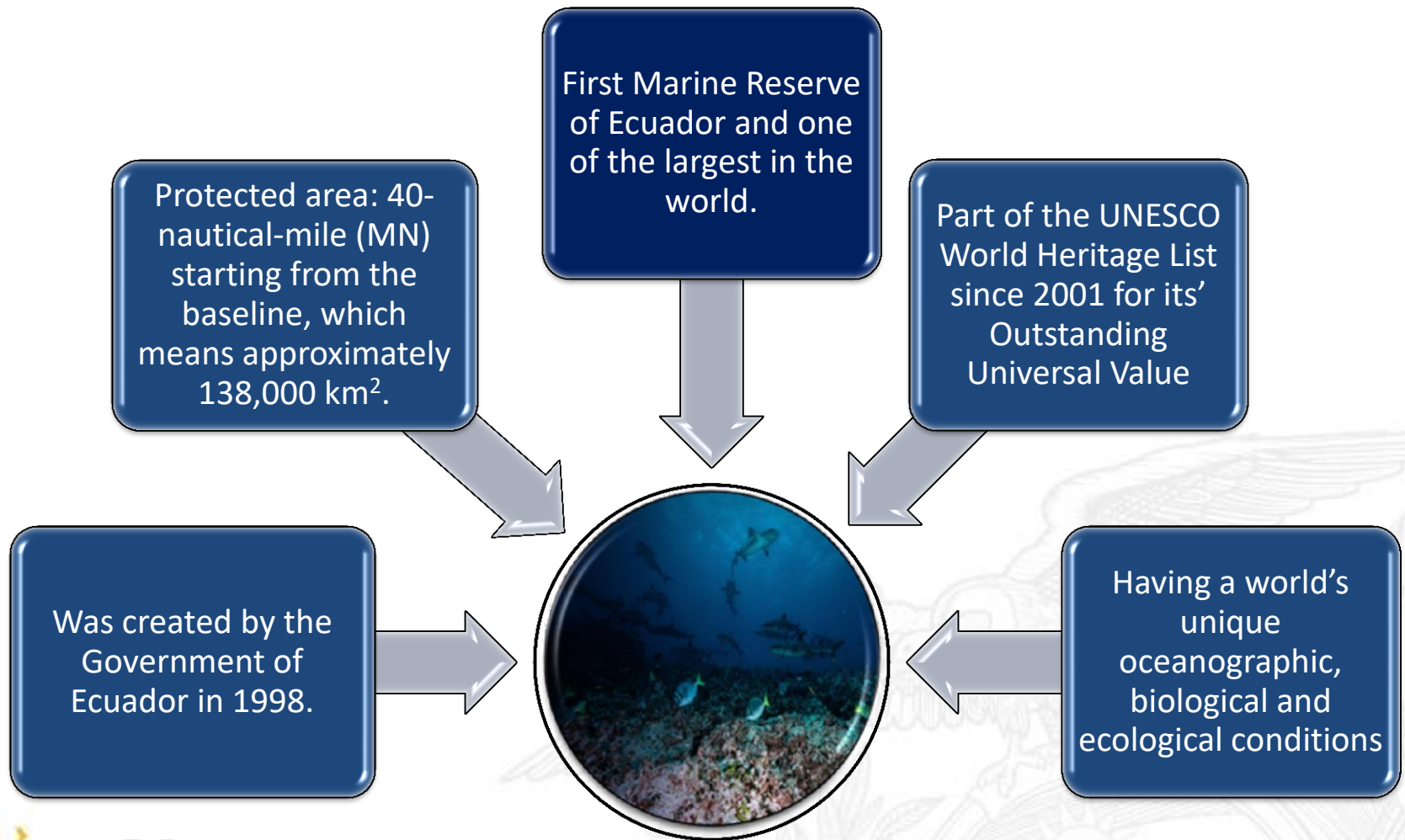


EL
GOBIERNO
DE TODOS

1. WHY ?



1.1 A Little Bit of History...



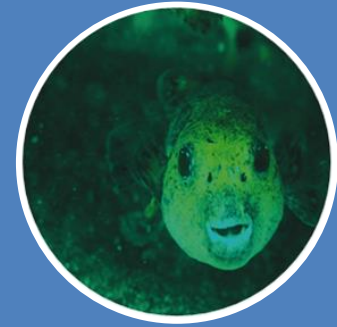
1.2 Environmental Services



The GNPD uses a socio-ecosystem model of management.



Food, Fresh Water, Fishing, Tourism, Recreation, Culture, Extraction.



RMG zoning process.



1.3 What is the GNPD Permanent Expenditure?

Historical Budget
GNPD

2013	2014	2015	2016	2017	2018
4 557 179,76	4 059 348,58	11 974 875,55	3 879 612,79	3 879 612,79	4 132 000,00

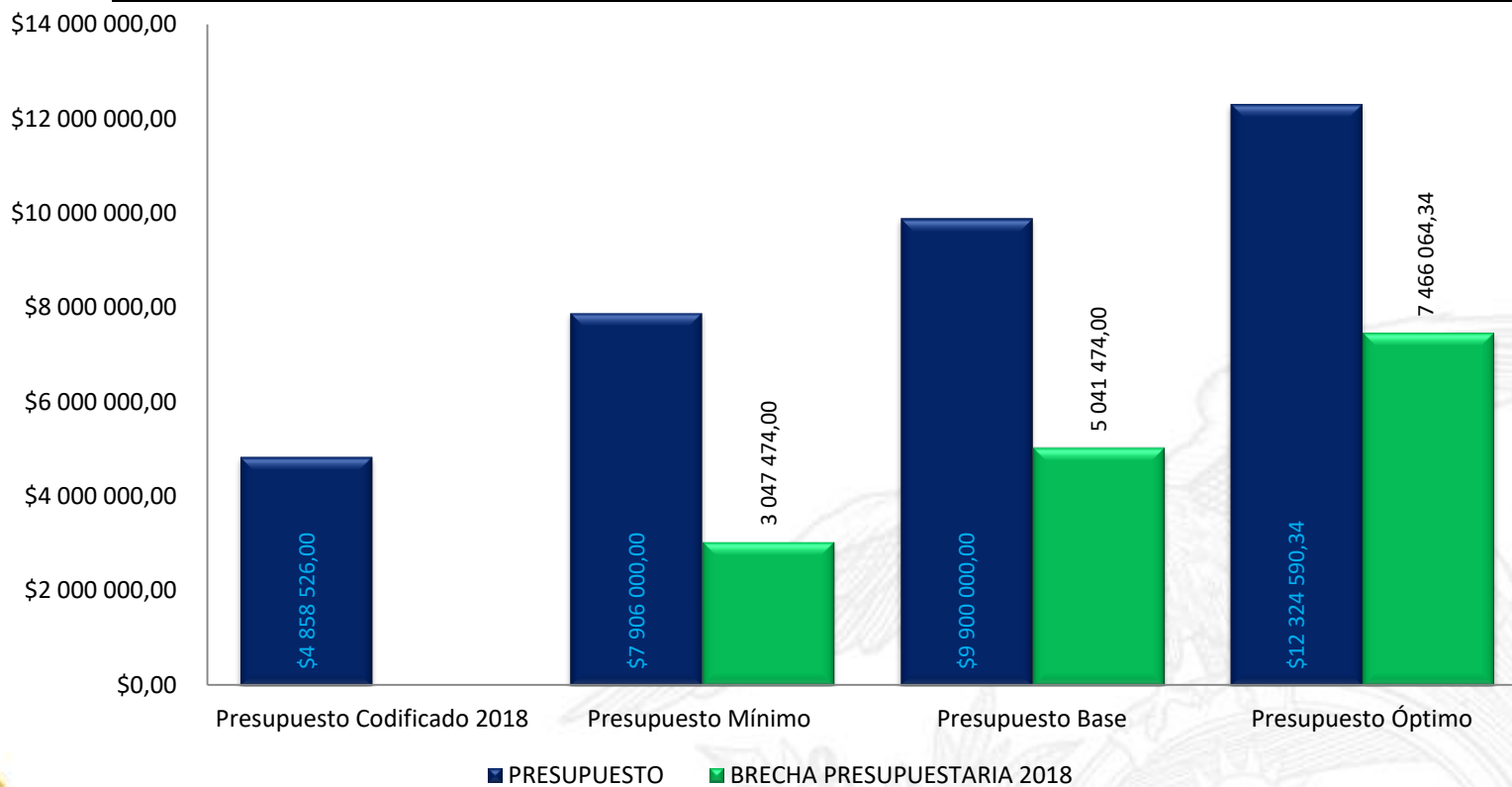


■ HISTÓRICO PRESUPUESTARIO PNG



1.4 And its Different Budget Scenarios?

SCENARIOS	BUDGET	BUDGETARY GAP 2018	% DIFFERENCE
Coded Budget 2018	\$ 4 858 526,00		
Minimal Budget	\$ 7 906 000,00	3 047 474,00	39%
Base Budget	\$ 9 900 000,00	5 041 474,00	51%
Optimal Budget	\$ 12 324 590,34	7 466 064,34	61%



1.4 GMR Budget

Current Budget

Optimal Budget

Budget Gap

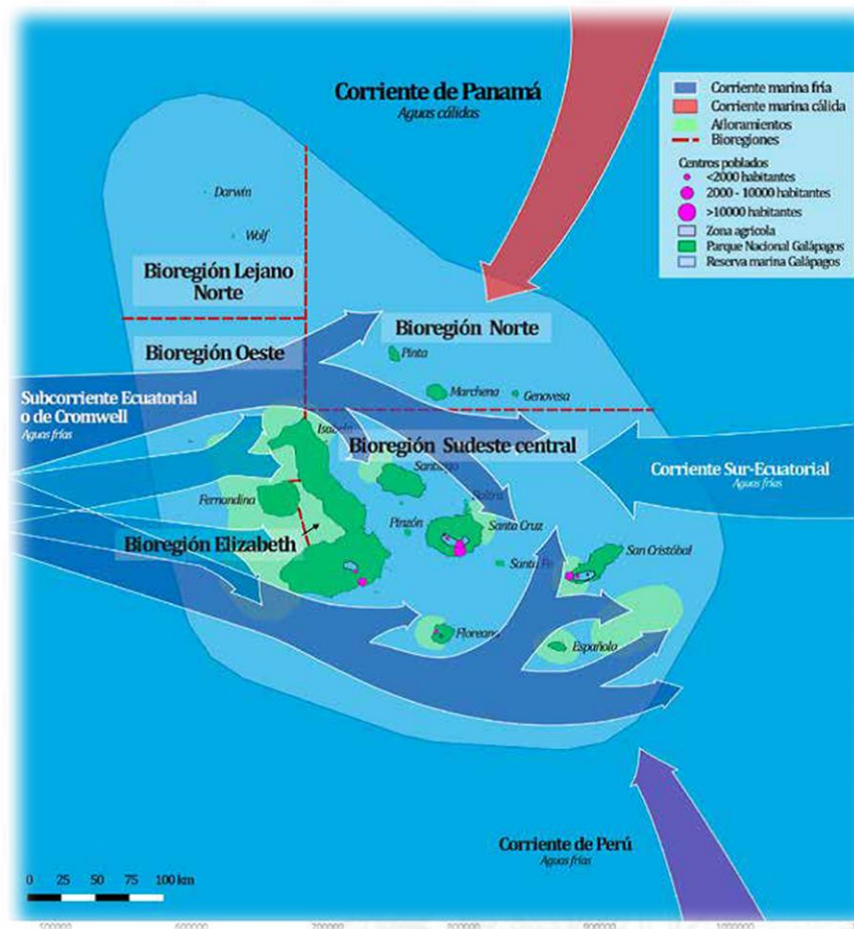
Difference

1'454.614,21

3'948.579,00

2'493.964,79

63%



1.5 Achievement of a Historical Milestone

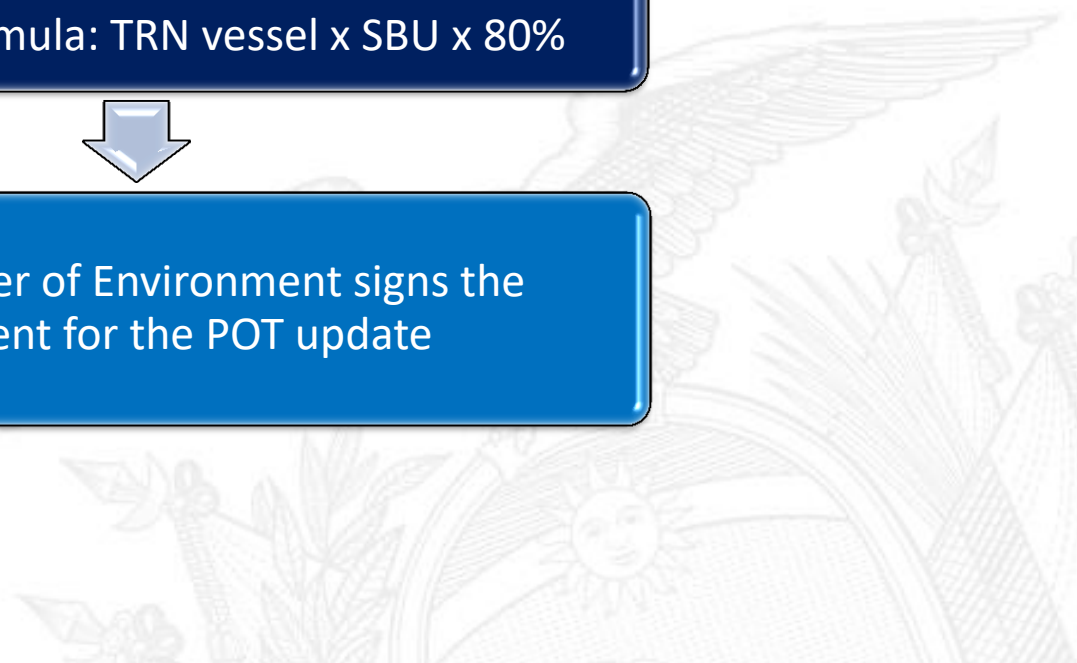
1995: Establishment of the touristic operation patents (POT)



2018: DPNG proposes to update the value of the patent
Calculation formula: $\text{TRN vessel} \times \text{SBU} \times 80\%$

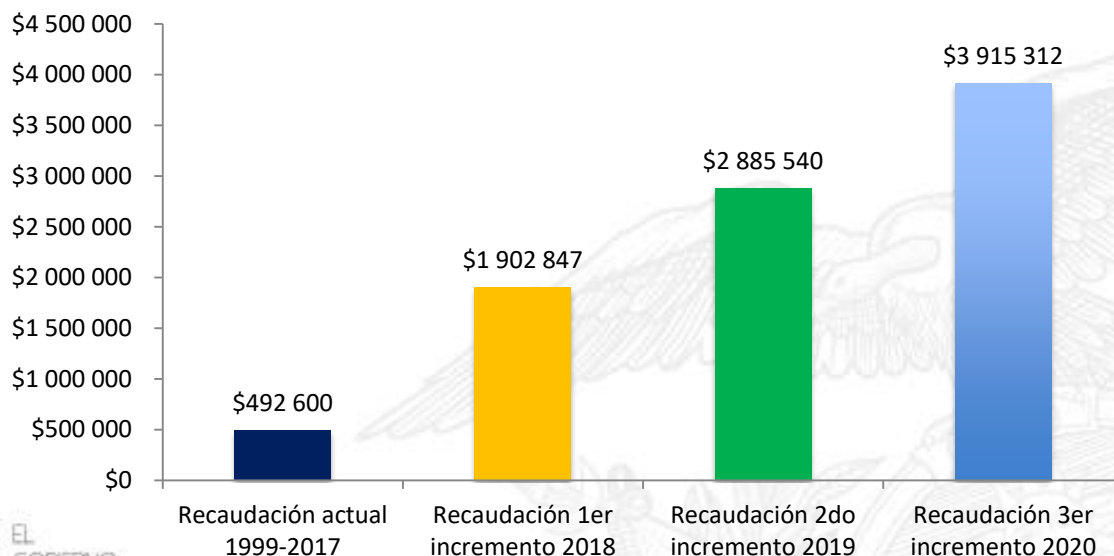


2018: Minister of Environment signs the agreement for the POT update



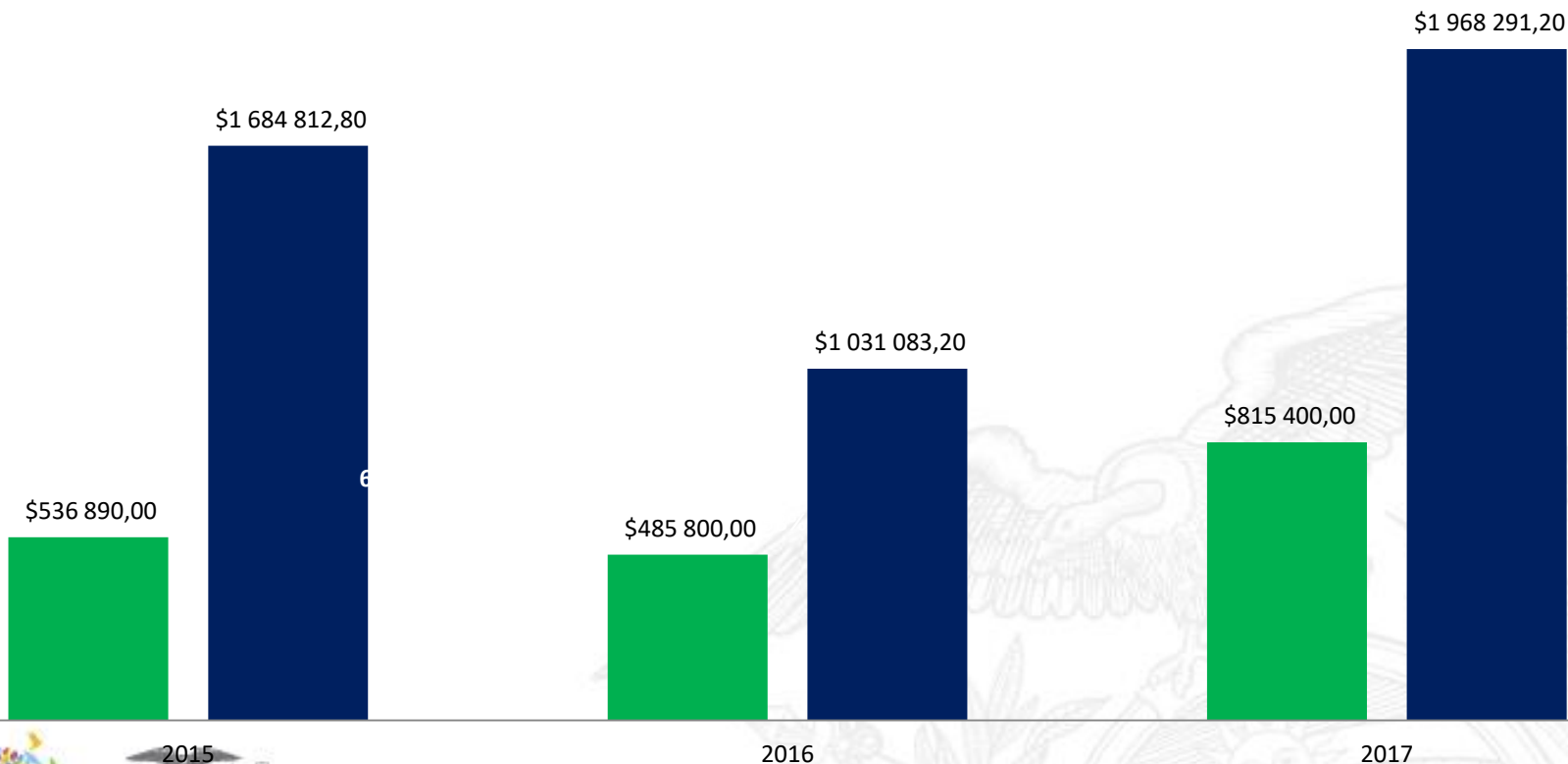
1.6 Touristic Operation Patents

MODALIDAD	# Embarcaciones	Recaudación actual 1999-2017	Recaudación 1er incremento 2018	Recaudación 2do incremento 2019	Recaudación 3er incremento 2020
Crucero navegable	66	\$ 406.700	\$ 1.712.657	\$ 2.635.540	\$ 3.602.792
Navegable de buceo	8	\$ 32.000	\$ 62.841	\$ 96.703	\$ 132.194
Tour diario	12	\$ 10.000	\$ 44.033	\$ 67.761	\$ 92.630
Tour diario de buceo	20	\$ 12.000	\$ 27.772	\$ 28.512	\$ 29.232
Tour de bahía	13	\$ 10.400	\$ 27.772	\$ 28.512	\$ 29.232
Pesca vivencial	43	\$ 21.500	\$ 27.772	\$ 28.512	\$ 29.232
Total	162	\$ 492.600	\$ 1.902.847	\$ 2.885.540	\$ 3.915.312



1.7 Simulation of the Collection Scenarios of Foreign Ships Compared to the Value Projection of 2019

Foreign Ships	2015	2016
Current Value	\$ 536 890,00	\$ 485 800,00
Projected Value	\$ 1 684 812,80	\$ 1 031 083,20
Percentage increased	68%	53%



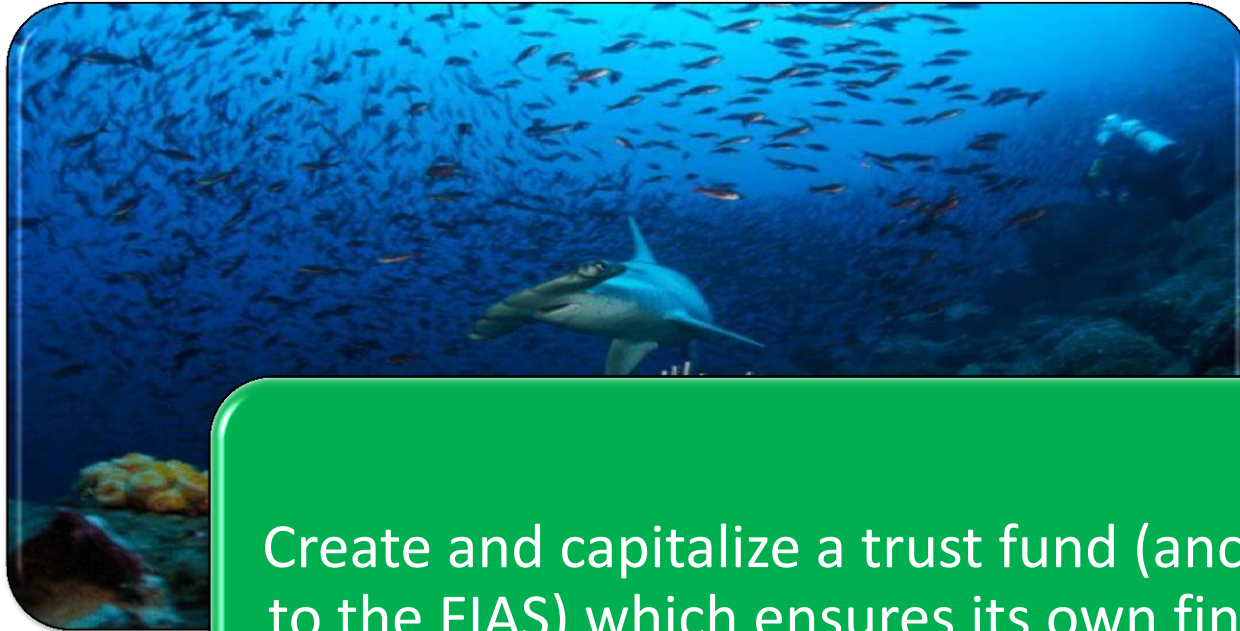
2016

2017

2. HOW?



2.1 Main Goal



Create and capitalize a trust fund (anchored to the FIAS) which ensures its own financial sustainability, in order to preserve and conserve the Galapagos Marine Reserve (GMR)



2.2 MILESTONE / PROGRAMS

Participation, Communication and
Environmental Education

To strengthen and potentiate the current structures of conservation management of the GMR

To expand the successful management model of the GMR

To maintain and enhance the control and surveillance program to protect the marine heritage

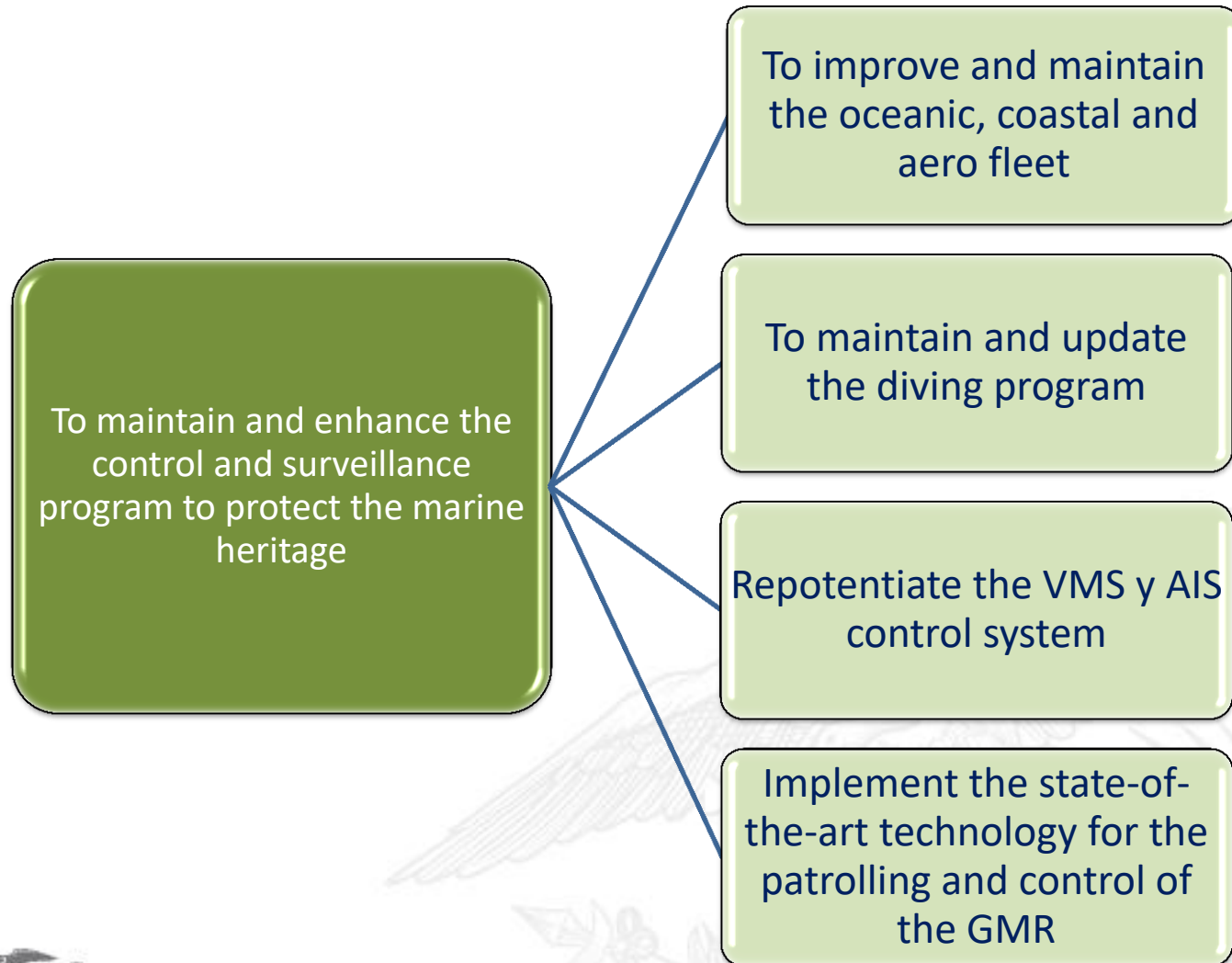
To ensure the GMR conservation and its ecological integrity, through monitoring and investigation for the rational use of the environmental goods and services

To contribute for the elaboration and implementation of the Emergency Plan for the GMR

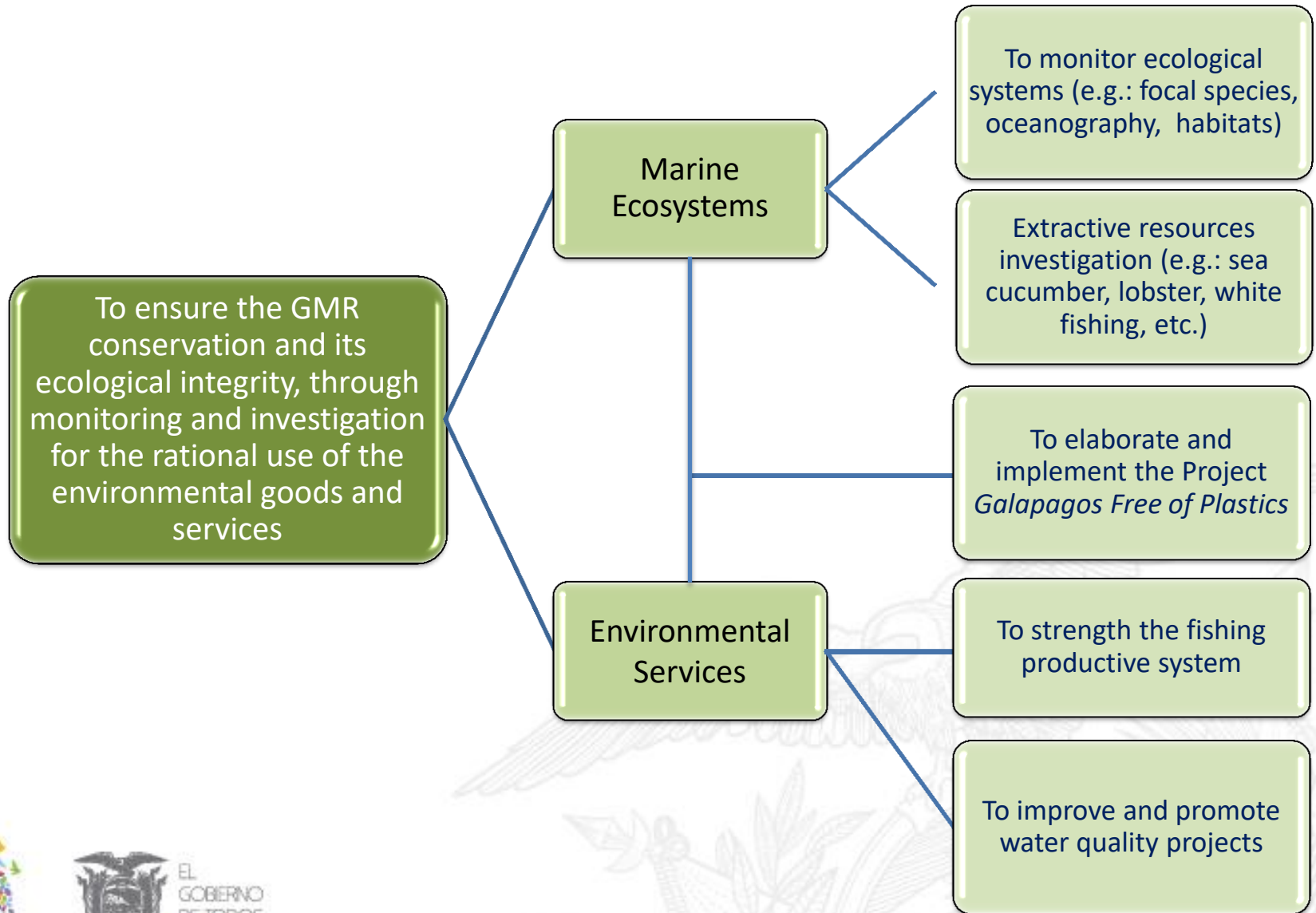
Mainstreaming of Climate Change activities within the GMR



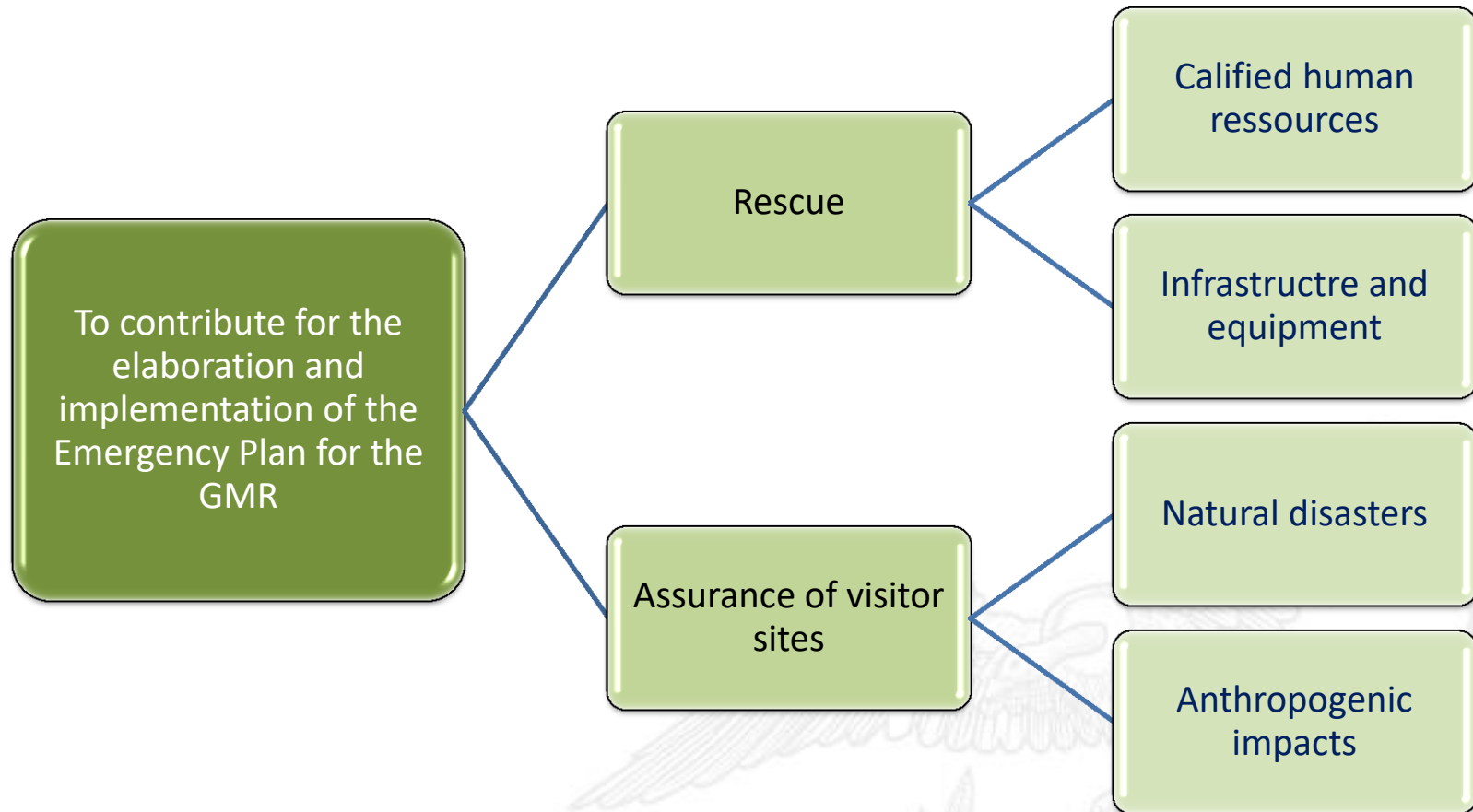
PROGRAM 1



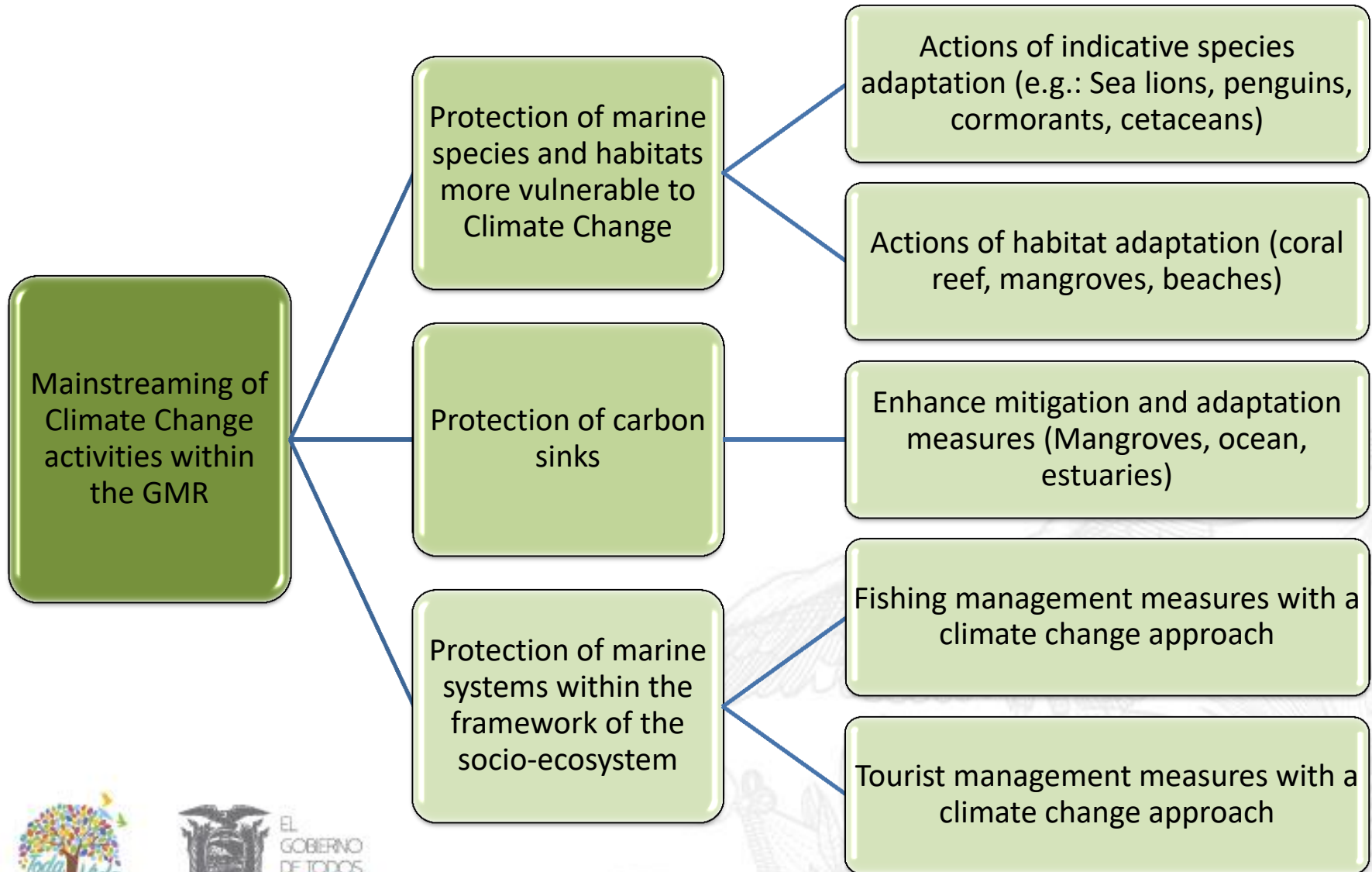
PROGRAM 2




PROGRAM 3



PROGRAM 4



3. How it will work



3.1 Fund Creation



The FIARMG will be funded by public and/or private donations
- **Public:** a percentage of the resources collection will come from the POT taxes. - **Private:** NGOs, Contributors.



Protect the value of the capital over time through investments, whose returns will be used to finance permanent expenses, programs, and projects as detailed previously.




This trust should have a capitalizable fund of at least 20 million USD, generating an interest of 1 million 400 thousand USD per year.



3.2 FEIG Model: Received Resources and Heritage

CONTRIBUTORS	Initial Contribution	Recapitalizations / utilization cumulated until 2015	Current capital
CONTRIBUTION EE - FEIG	5 000 000,00	365 697,17	5 365 697,17
Private Contribution Feig	13 303,85	4 646,38	17 950,23
German Funds Contribution - Feig	3 517 724,00	0	3 517 724,00
PNUD (UNF) United Nation Fundation Contribution	734 512,50	18 440,65	752 953,15
Global Conservation Fund - CI Contribution	730 000,00	18 321,57	748 321,57
Galápagos Conservancy Contribution	732 200,89	18 383,19	750 584,08
World Bank : FEIG-PNUD-GEF Contribution	5 000 000,00	125 540,72	5 125 540,72
TOTAL	15 727 741,24	551 029,67	16 278 770,91



Thank you !

MINISTERIO DEL **AMBIENTE**



Parque Nacional
GALÁPAGOS
Ecuador



EL
GOBIERNO
DE TODOS